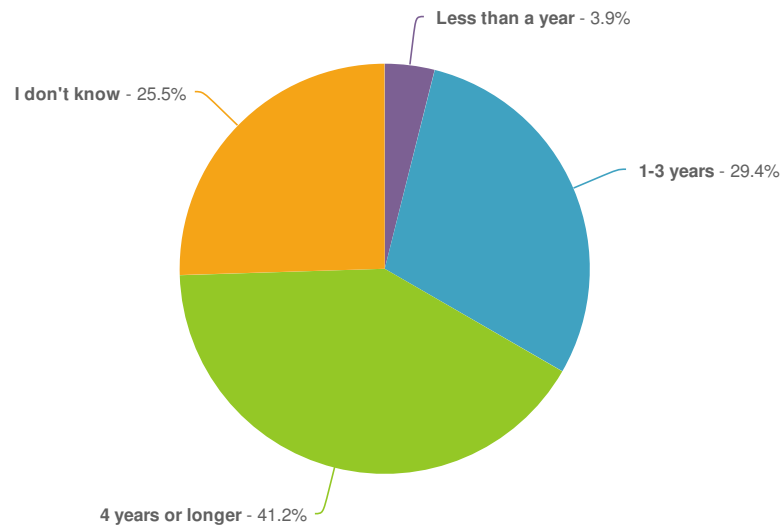


New Summary Report - 28 July 2015

4. How long have you been a member of the PaCC?

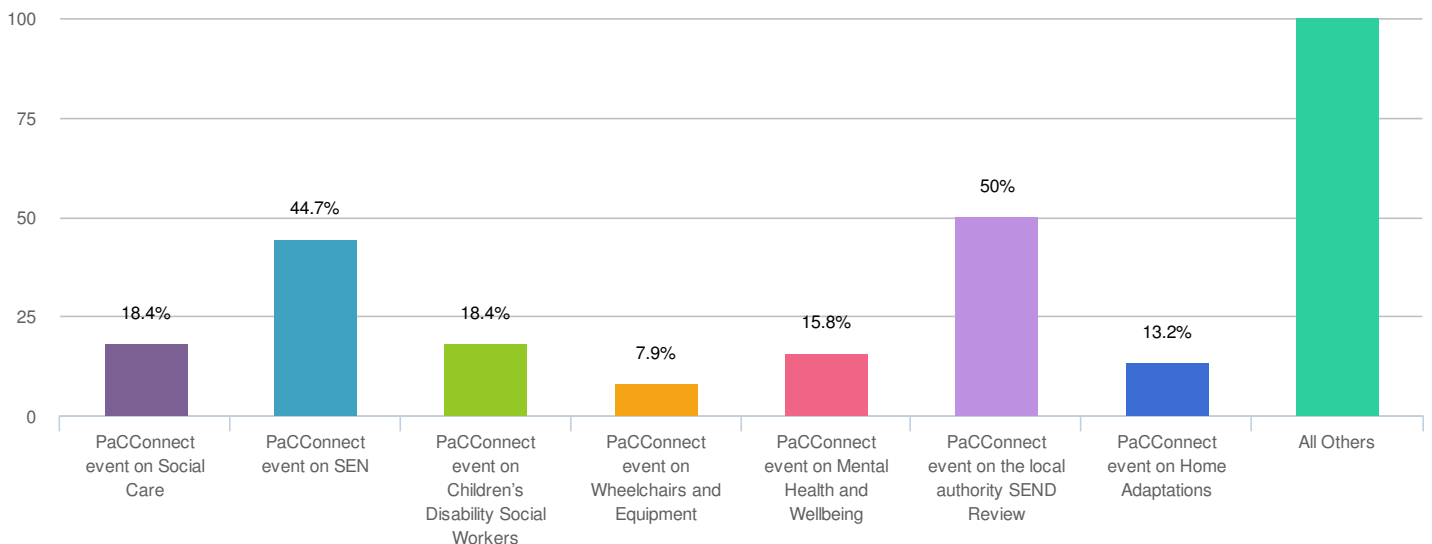


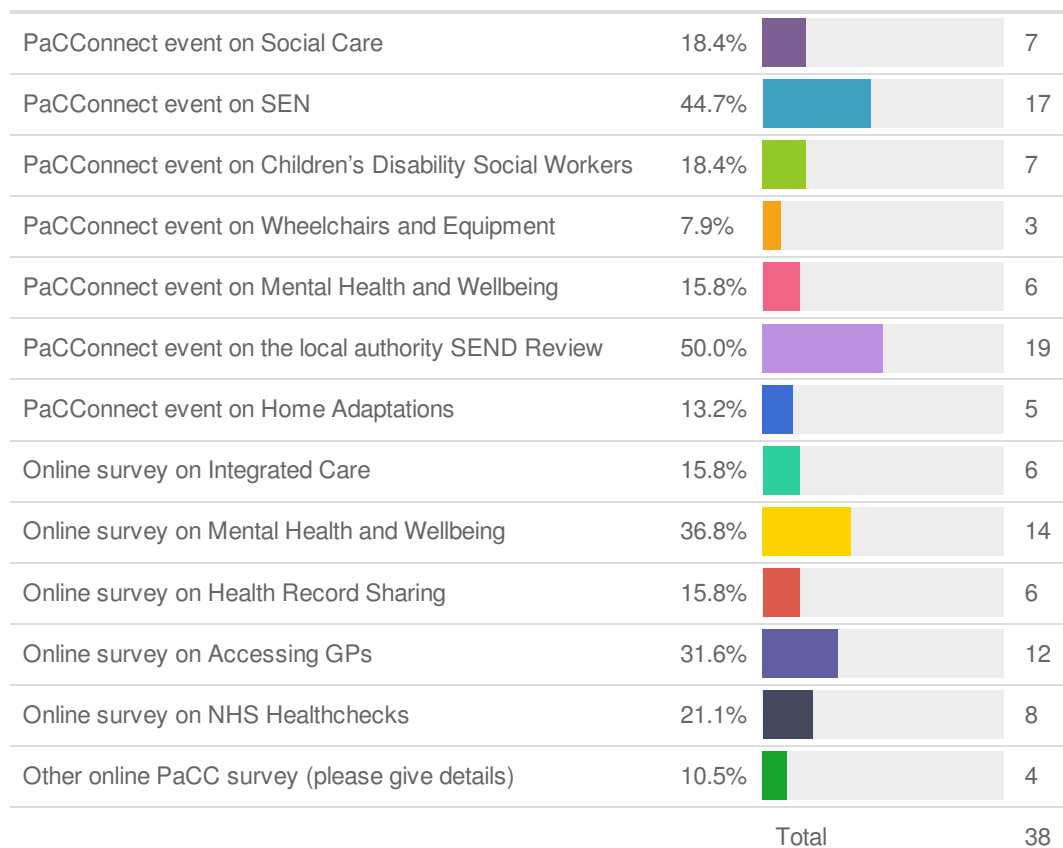
Less than a year	3.9%		2
1-3 years	29.4%		15
4 years or longer	41.2%		21
I don't know	25.5%		13
Total			51

Statistics

Sum	99.0
Average	2.8
StdDev	1.5
Max	4.0

5. What PaCConnect events have you attended or PaCC surveys have you completed over the last 24 months? (please tick all that apply)

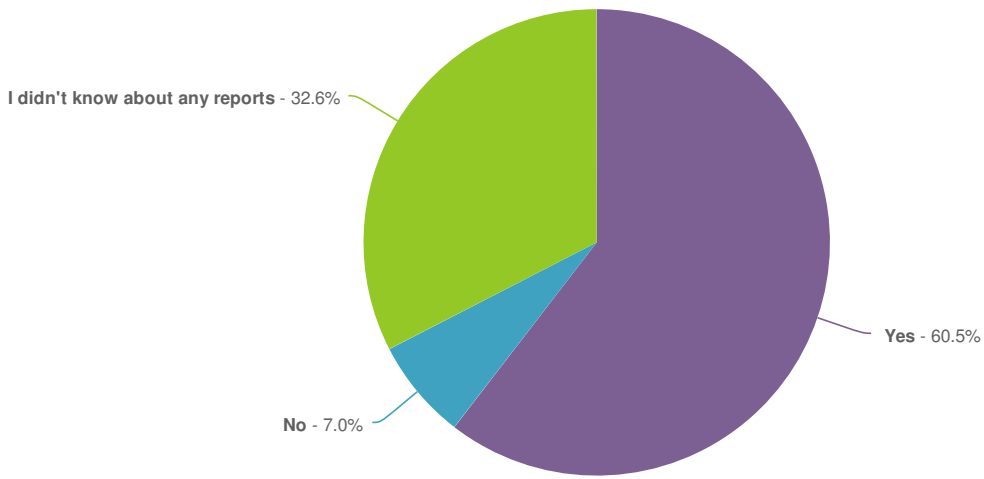




Responses "Other online PaCC survey (please give details)"

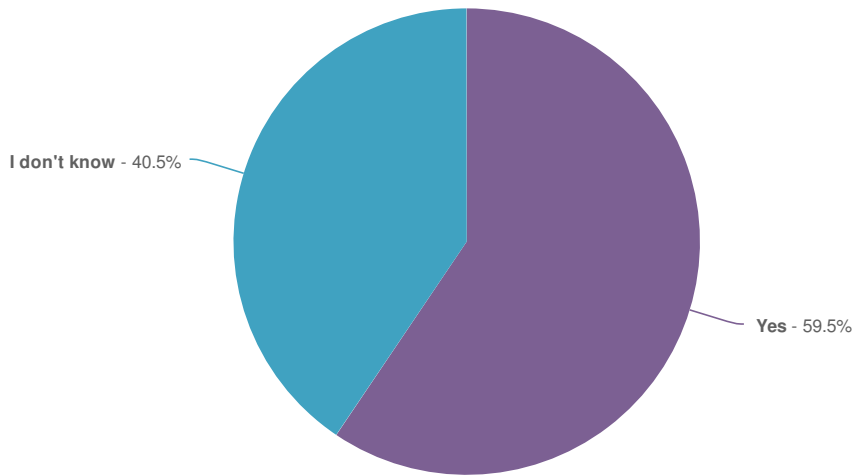
	Count
Left Blank	48
can't remember	1
cant quite remember which events	1
I emailed Diana Boyd re home/school transport as although we dont qualify, i was fully in support of this vital service continuing for other SEN children	1

6. If you did contribute to any of the events and surveys in Question 5, did you read any of the reports that were written afterwards?



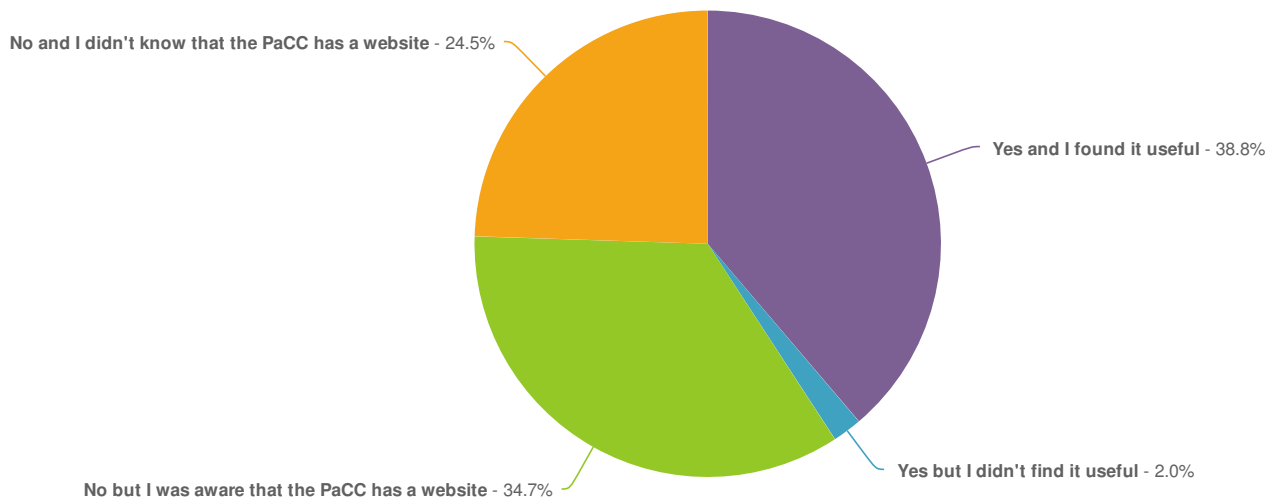
Yes	60.5%		26
No	7.0%		3
I didn't know about any reports	32.6%		14
Total			43

7. If you did read any of the reports, did you feel that the PaCC accurately represented your views?



Yes	59.5%		22
No	0.0%		0
I don't know	40.5%		15
Total			37

8. Have you visited the PaCC website (www.paccbrighton.org.uk)?

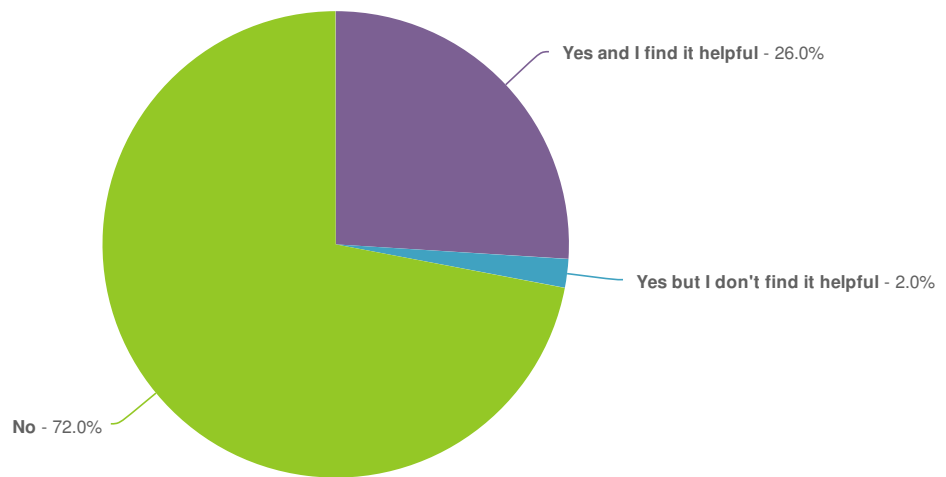


Yes and I found it useful	38.8%		19
Yes but I didn't find it useful	2.0%		1
No but I was aware that the PaCC has a website	34.7%		17
No and I didn't know that the PaCC has a website	24.5%		12
Total			49

9. If you have visited the PaCC website, is there anything that you would like to see on there that isn't at the moment?

Count	Response
1	I wish there were activities for girls with autism as all the activities are quite boyish.
1	It is quite tricky finding it through the Amaze website.
1	a more up to date/ current report on on going issues of the time ie. EHCPs time tables!
1	Needs updating, steering group not represented properly! New members need adding, old need removing. Group photo could be added too!?

10. Are you a member of the PaCC group on Facebook?

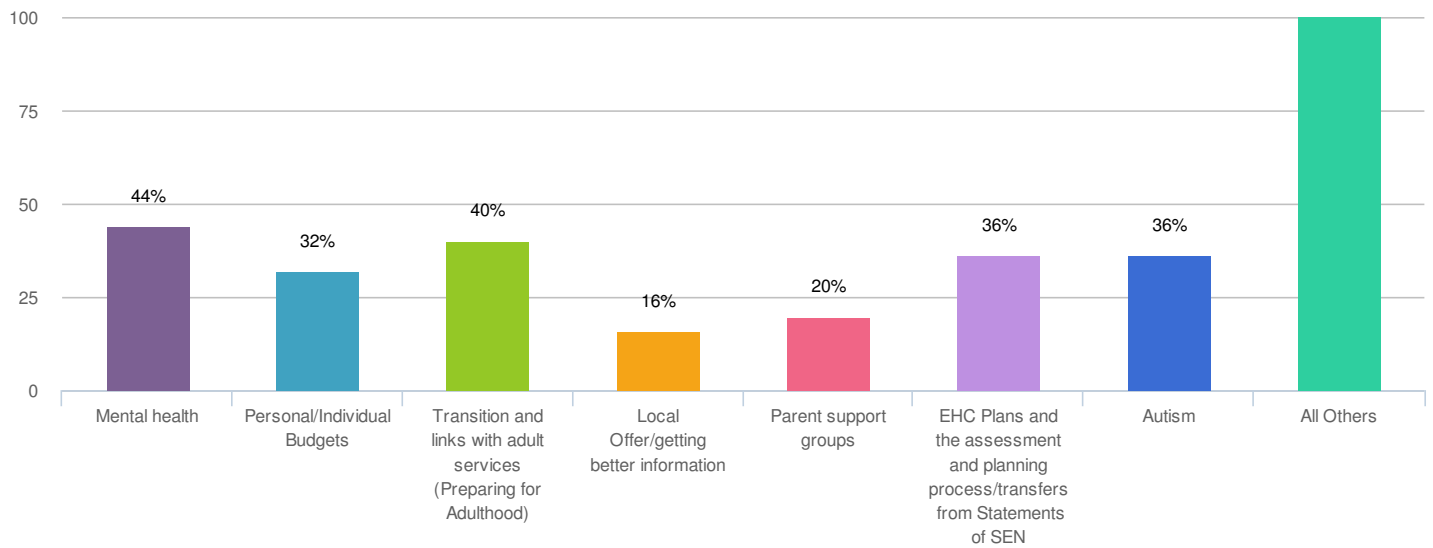


Yes and I find it helpful	26.0%		13
Yes but I don't find it helpful	2.0%		1
No	72.0%		36
Total			50

11. If you are a member of the PaCC Facebook group, is there anything that would make it a more useful forum?

Count	Response
1	(I'm not on Facebook)
1	It would be great if the facebook page had more members and became a more dynamic forum.
1	it's fine
1	Not a member yet, but now that I know it exists, I will join. More help for carers/parents in self-care would be really helpful

12. Which 5 areas would you like the PaCC to focus on for the coming year? (please choose no more than 5)

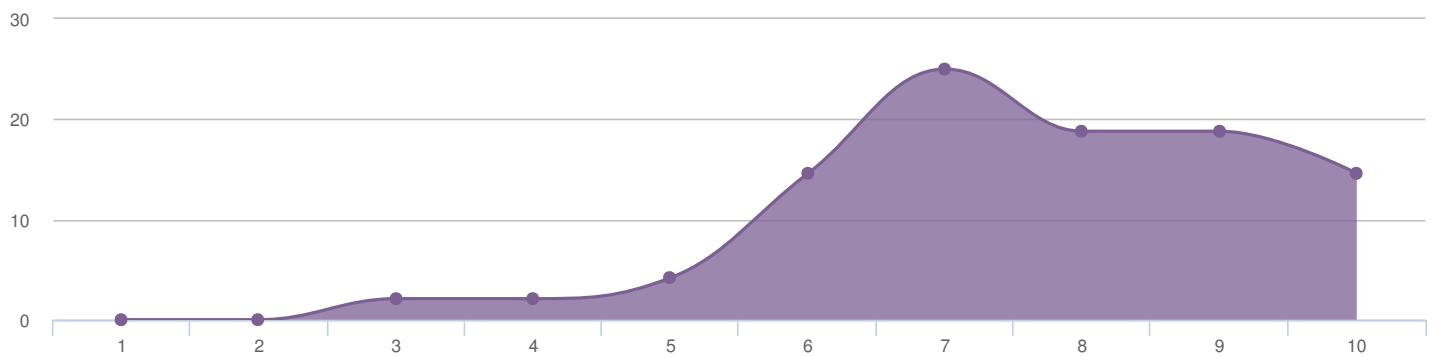


Mental health	44.0%		22
Personal/Individual Budgets	32.0%		16
Transition and links with adult services (Preparing for Adulthood)	40.0%		20
Local Offer/getting better information	16.0%		8
Parent support groups	20.0%		10
EHC Plans and the assessment and planning process/transfers from Statements of SEN	36.0%		18
Autism	36.0%		18
Behaviour and BESD (Behavioural, Emotional and Social Difficulties)	30.0%		15
Continence	4.0%		2
Hospitals	12.0%		6
GPs	14.0%		7
Therapies (e.g. Speech & Language Therapy, Occupational Therapy, Physiotherapy)	40.0%		20
Support provided at schools	42.0%		21
Seaside View services (e.g. Paediatricians, Occupational Therapists)	22.0%		11
Home-school transport and independent travel training	26.0%		13
Disability equality training	14.0%		7
Housing adaptations	2.0%		1
Total			50

Housing	28.0%		14
Wheelchair services	6.0%		3
Inclusion in the local community	24.0%		12
Other (please give more details)	4.0%		2
Total			50

Responses "Other (please give more details)"	Count
Left Blank	49
Play and Leisure	1
Match the mainstream provision for children with complex needs in Brighton. So they no longer need to travel to Blatchington Mill.	1

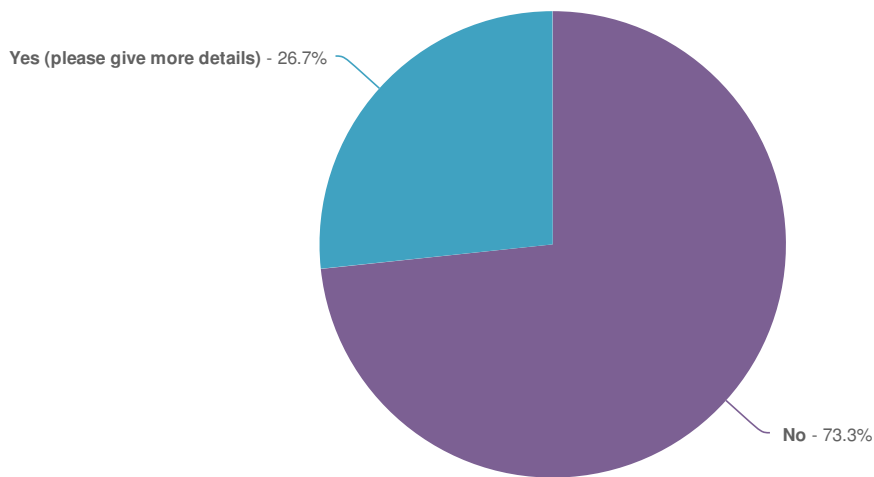
13. On a scale of 1 to 10, how well do you think the PaCC represents the views of parent carers in the city? (10 being brilliant, 1 being not well at all)



Statistics

Sum	366.0
Average	7.6
StdDev	1.6
Max	10.0
Total	48

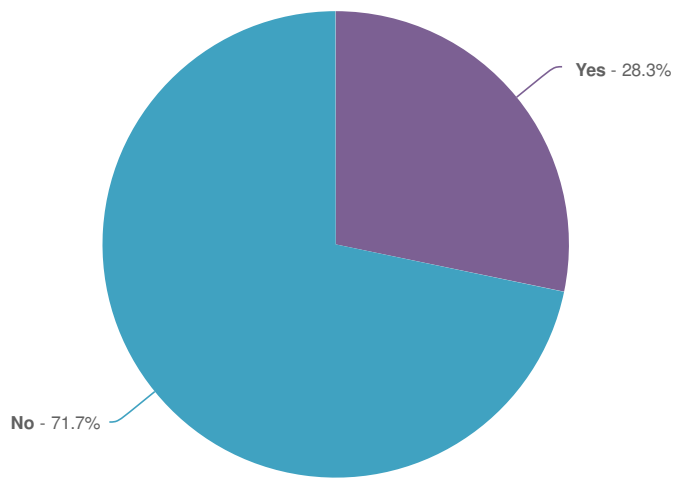
14. Is there anything that the PaCC isn't doing that you wish we did?



No	73.3%		33
Yes (please give more details)	26.7%		12
Total			45

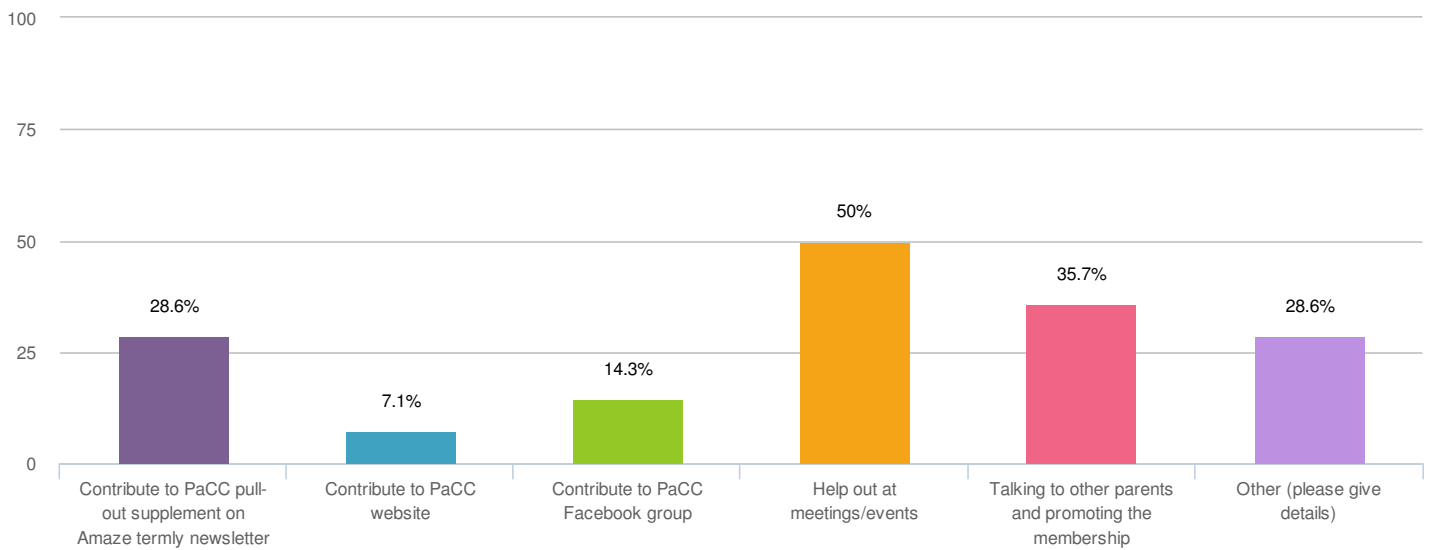
Responses "Yes (please give more details)"	Count
Left Blank	39
Advocacy between parents and professionals/services	1
COMMUNICATE BETTER AND MORE FOR OLDER CHILDREN (20+)	1
Matbe more involvement at Amaze parent meetings?	1
Outreach to lesser represented communiities.	1
Over 21 year olds?	1
Reaching out to all parents	1
autism-specific things	1
carer assessments and respite conversation needs to be integral to ehcps	1
gave more help to parents after school	1
meetings that working parents can attend	1
more contacts with parents/ cares	1
other	1

15. Would you like to be more involved in the running of the PaCC?



Yes	28.3%		13
No	71.7%		33
Total			46

16. If you would like to be more involved, what would you like to be more involved in? (please choose all that apply)

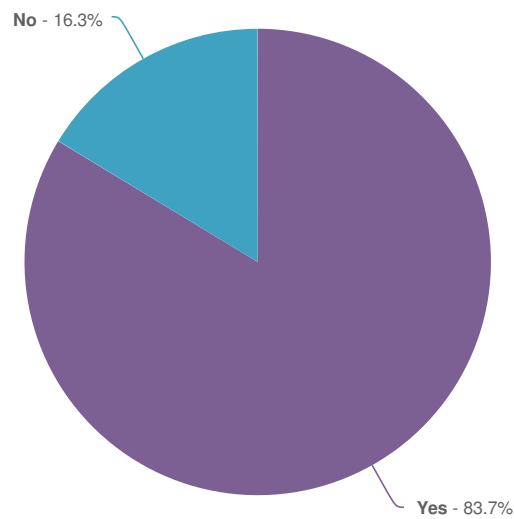


Contribute to PaCC pull-out supplement on Amaze termly newsletter	28.6%		4
Contribute to PaCC website	7.1%		1
Contribute to PaCC Facebook group	14.3%		2
Total			14

Help out at meetings/events	50.0%		7
Talking to other parents and promoting the membership	35.7%		5
Other (please give details)	28.6%		4
Total			14

Responses "Other (please give details)"	Count
Left Blank	48
Helping with paper work (computers, photocopies, ... etc)	1
WOULD LIKE TO TALK ABOUT THIS FIRST!	1
not sure at this stage but would be keen to be more involved in teh future	1

17. Would you like a PaCC membership card containing useful numbers/emails?



Yes	83.7%		41
No	16.3%		8
Total			49

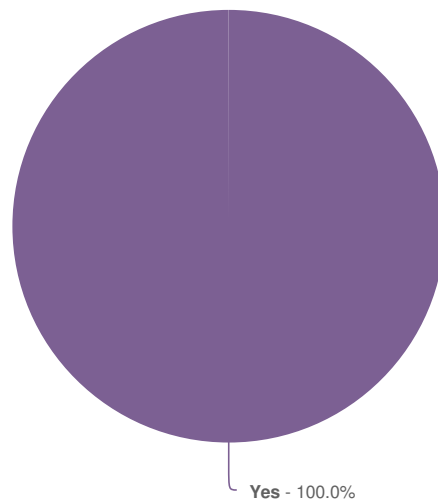
18. Do you have any more comments for the PaCC?

Count	Response
1	:-)
1	Im already on steering group so wont hog this survey!!
1	Just keep up the good work !

Count Response

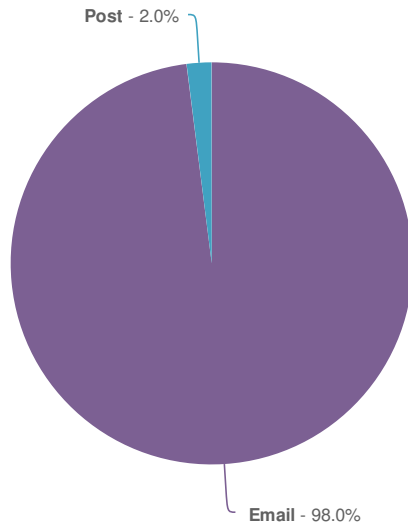
1	Need to ensure we reach out to all parents and carers within vulnerable groups
1	Simply carry on the good work guys !
1	When is 2014 professionals awards being announced?
1	well done all, thank you.
1	Membership card so one can show another parent if they mention something in a fleeting connection.
1	My son is almost 21. Is it possible to look at older children's needs? (maybe you do already). Benefits (welfare benefits help would be good).
1	Keen to stay a member but feel a bit uncertain if I should be giving opinions about PaCC given my role at Amaze. Discount my answers if you wish. Ros
1	I have not attended any recent events but I am still very interested in being a part of PaCC and adding my voice wherever and if I can.
1	With a continually positive slant and collaborative working, we will get even better at what we do !

19. Would you like to remain a member of the PaCC?



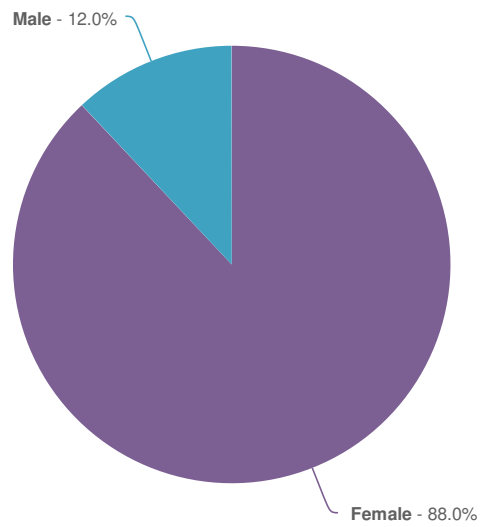
Yes	100.0%	<div style="width: 100%; height: 15px; background-color: #6a3d9a;"></div>	51
No	0.0%	<div style="width: 0%; height: 15px; background-color: #d3d3d3;"></div>	0
Total			51

20. If yes, how would you prefer to be contacted?



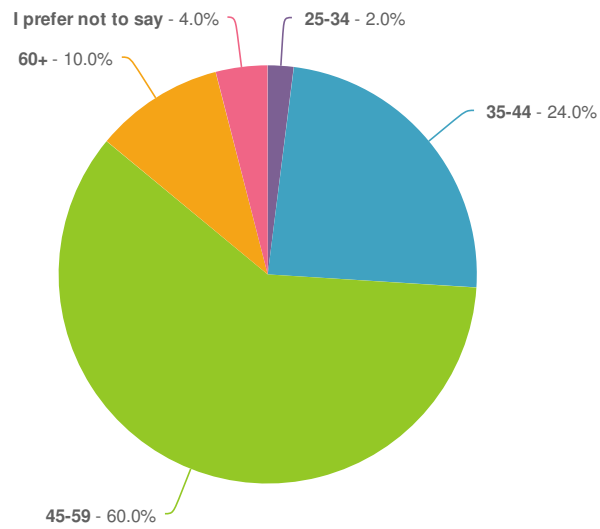
Email	98.0%	<div style="width: 98%; height: 10px; background-color: #6a3d9a;"></div>	49
Post	2.0%	<div style="width: 2%; height: 10px; background-color: #00a0c0;"></div>	1
Total			50

21. What is your gender?



Female	88.0%	<div style="width: 88%; height: 10px; background-color: #6a3d9a;"></div>	44
Male	12.0%	<div style="width: 12%; height: 10px; background-color: #00a0c0;"></div>	6
Other	0.0%	<div style="width: 0%; height: 10px; background-color: #cccccc;"></div>	0
I prefer not to say	0.0%	<div style="width: 0%; height: 10px; background-color: #cccccc;"></div>	0
Total			50

22. What is your age?

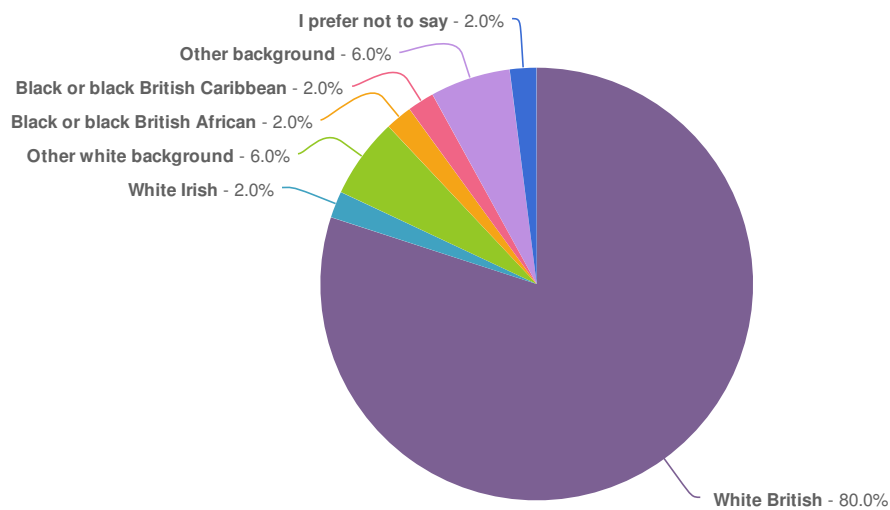


Age Group	Percentage	Count
16-24	0.0%	0
25-34	2.0%	1
35-44	24.0%	12
45-59	60.0%	30
60+	10.0%	5
I prefer not to say	4.0%	2
Total		50

Statistics

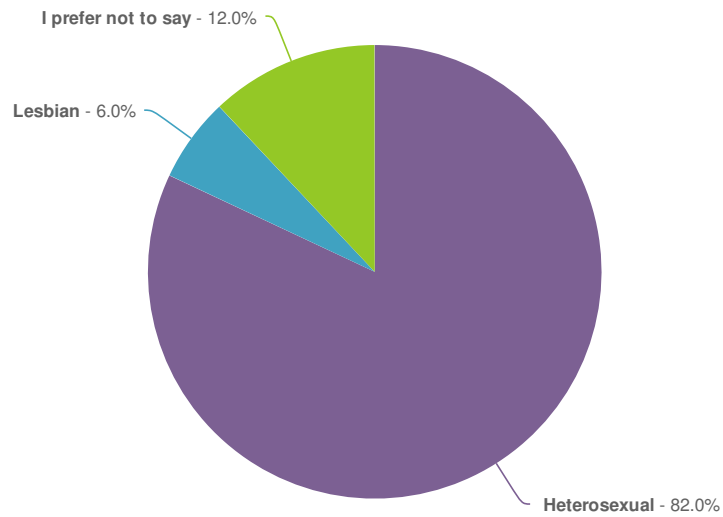
Sum	2,095.0
Average	43.6
StdDev	7.4
Max	60.0

23. How would you describe your ethnic origin?



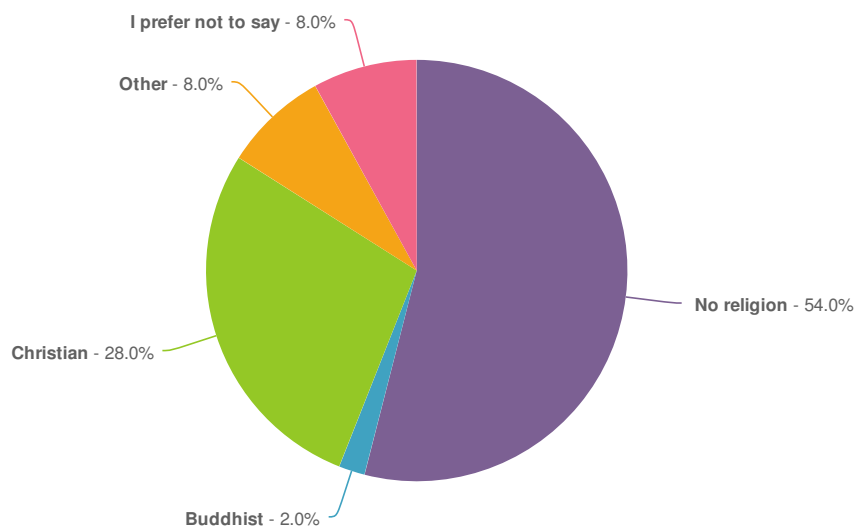
White British	80.0%		40
White Irish	2.0%		1
Gypsy/Roma	0.0%		0
Traveller of Irish heritage	0.0%		0
Other white background	6.0%		3
Black or black British African	2.0%		1
Black or black British Caribbean	2.0%		1
Other black background	0.0%		0
Asian or Asian British Bangladeshi	0.0%		0
Asian or Asian British Indian	0.0%		0
Asian or Asian British Pakistani	0.0%		0
Asian or Asian British Chinese	0.0%		0
Other Asian background	0.0%		0
White and black African	0.0%		0
White and black Caribbean	0.0%		0
White and Asian	0.0%		0
Other mixed background	0.0%		0
Other background	6.0%		3
I prefer not to say	2.0%		1
Total			50

24. Which of the following best describes your sexual orientation?



Heterosexual	82.0%		41
Bisexual	0.0%		0
Gay	0.0%		0
Lesbian	6.0%		3
Other	0.0%		0
I prefer not to say	12.0%		6
Total			50

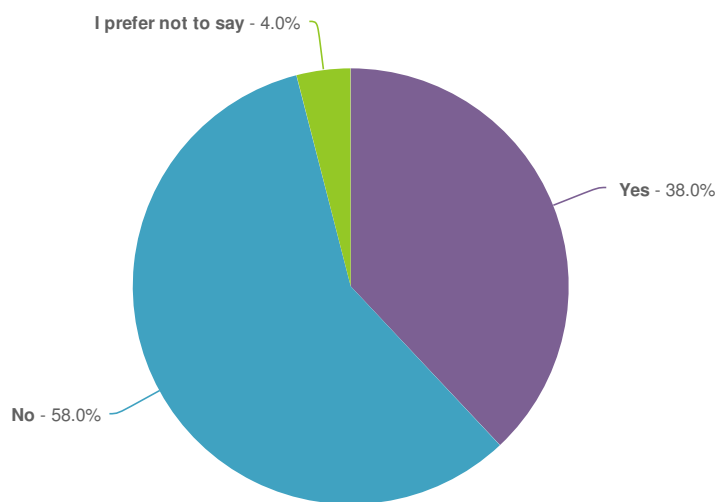
25. What are your religious beliefs?



Total 50

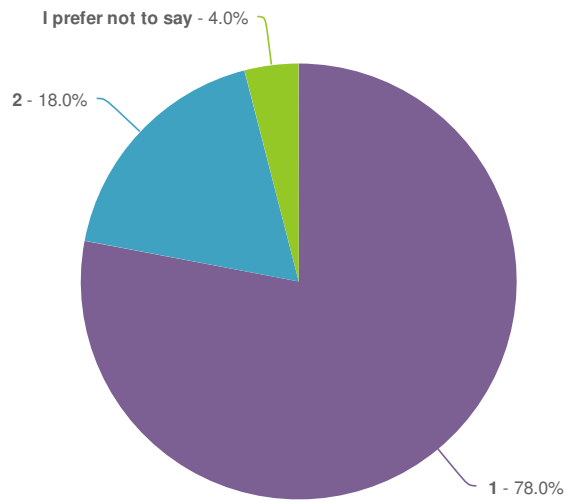
No religion	54.0%		27
Buddhist	2.0%		1
Christian	28.0%		14
Hindu	0.0%		0
Jain	0.0%		0
Jewish	0.0%		0
Muslim	0.0%		0
Sikh	0.0%		0
Other	8.0%		4
I prefer not to say	8.0%		4
Total			50

26. Do you have a disability or long-term health problem?



Yes	38.0%		19
No	58.0%		29
I prefer not to say	4.0%		2
Total			50

27. How many children with special educational needs or disabilities (SEND) do you care for?



Response	Percentage	Count
1	78.0%	39
2	18.0%	9
3	0.0%	0
4	0.0%	0
More than 4	0.0%	0
I prefer not to say	4.0%	2
Total		50

Statistics

Sum	57.0
Average	1.2
StdDev	0.4
Max	2.0

28. What are their ages?:Child 1

Count	Response
1	We have a 6 year old son
1	10
4	11
2	12
4	13
3	14
1	14 years
1	15
3	16
5	17
3	18

Count	Response
4	19
1	20
1	21
1	22
1	23
1	24
1	4
1	5
4	6
2	8
1	8
2	9
1	my son is 6 years old

28. What are their ages?:Child 2

Count	Response
2	10
3	12
1	15
2	17
1	23
1	7

28. What are their ages?:Child 3

Count	Response
-------	----------

28. What are their ages?:Child 4

Count	Response
-------	----------